

# PAMM in Your Classroom

Eamon Oré-Girón: *Infinite Regress LXXV*, 2019

Grades: 3-5



# Welcome to Pérez Art Museum Miami



# Pérez Art Museum Miami

## About Us

Pérez Art Museum Miami (PAMM) is a museum that collects modern and contemporary art.

We are located in Downtown Miami, next to Biscayne Bay in Maurice Ferré Park.



Copyright Pérez Art Museum Miami



# Genuine Human Interaction

Engage Critical Thinking

We use art to enable learning and dialogue.

Our goal is to share tools to help everyone understand art for themselves.

There is no wrong way to look at and talk about art.



Copyright Pérez Art Museum Miami



# Meet the Artist

Eamon Oré-Gíron was born in 1973 in Tucson, Arizona.

Besides painting, this artist also DJs and experiments with music and performance..




Image courtesy the artist

# See the Artwork

*Infinite Regress LXXV*

2019

Flashe paint on linen





# Let's Talk About Art

Let's examine how Eamon Oré-Girón engages our senses using abstraction and multiple perspectives.

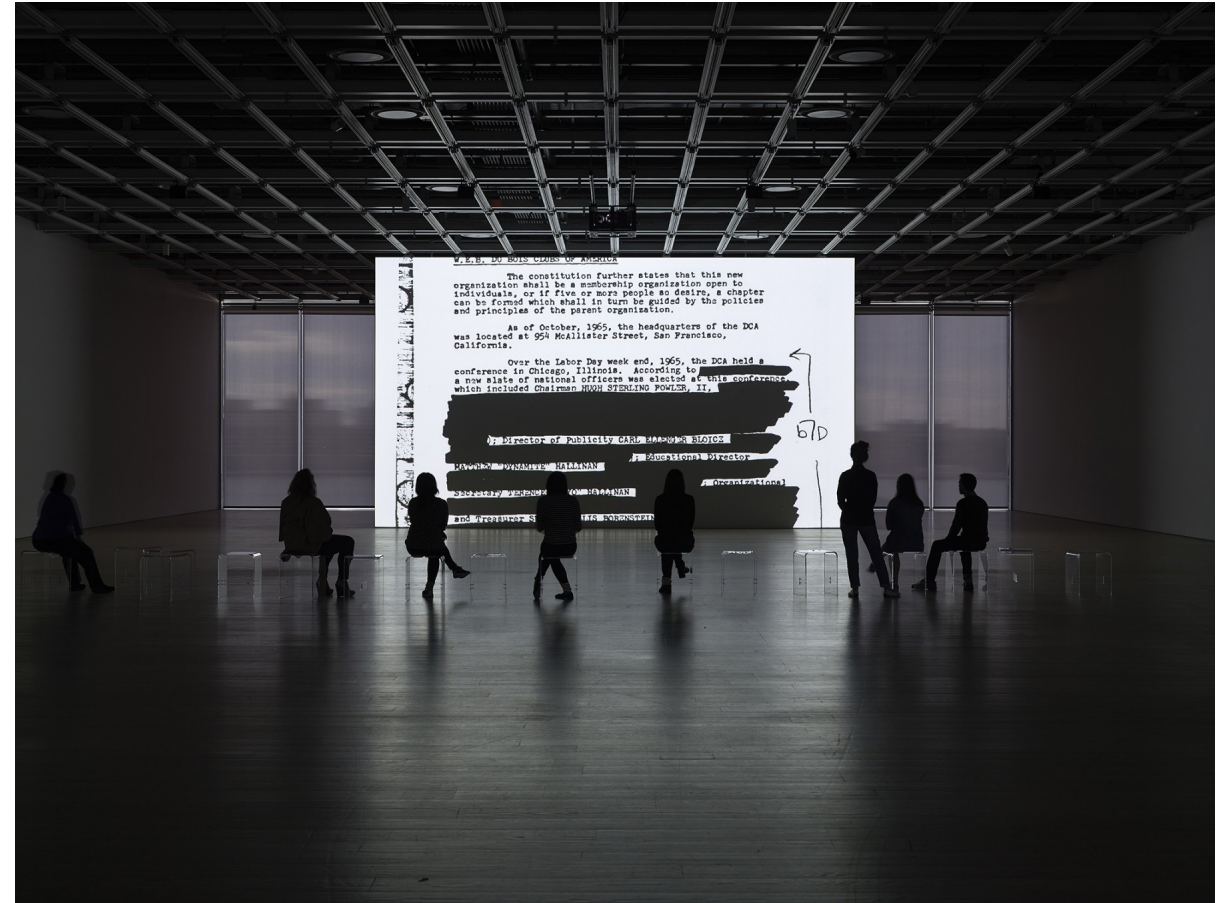




# Vocabulary

Let's go over some words that will help guide us during our virtual tour.

Maybe you know some already, maybe some are new to you.



Copyright Pérez Art Museum Miami

# Abstract Art

Art that does not represent an accurate picture or image.

Instead, uses shapes, colors, forms and gestural marks to create a composition.




"File:Untitled (First Abstract Watercolor) by Wassily Kandinsky.jpg" by G.dallorto is on view at the National Museum of Modern art in Paris, France and is licensed as part of the Public Domain.



# Cultural

Relating to the ideas, customs and social behavior of a society.

This can include the knowledge, beliefs, arts, laws, customs, capabilities, and habits of a group of people.




" File:African cultural dance.jpg" by Hmukiibi is licensed with CC BY-SA 4.0. To view a copy of this license, visit <https://creativecommons.org/licenses/by-sa/4.0/>



# Geometric

A style or art decorated with mostly lines and shapes.

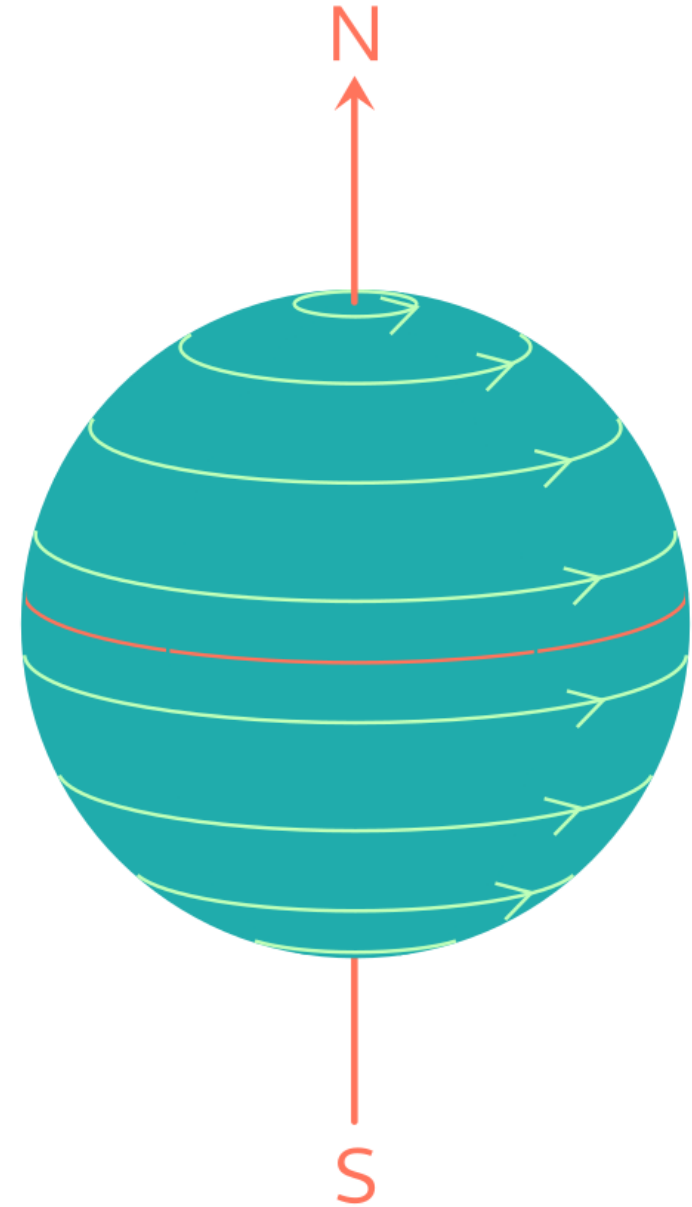


"File:Mondrian - Composition, 1936.jpg" by Piet Mondrian is on view at the Philadelphia Museum of Art in Philadelphia, Pennsylvania and is licensed with CC BY-SA 1.0 as part of the Public Domain.

# Rotation

The motion of a figure around a fixed point, also known as a turn.


After completing a rotation, an object will be the same shape and size, but in a different position.



"File:The Earth's rotation.svg" by Foonarres is licensed with CC BY-SA 4.0 as part of the public domain. To view a copy of this license, visit <https://creativecommons.org/licenses/by-sa/4.0/>

# Symbol

A mark, sign, or word that indicates, signifies, or is understood as representing an idea, object, or relationship.



"File:2002 currency exchange AIGA euro money.png" by Copyleft is licensed with CC BY-SA 4.0 as part of the public domain. To view a copy of this license, visit <https://creativecommons.org/licenses/by-sa/4.0/>



# Inquiry Method

PAMM Teaching Artists use the Inquiry Method.

We ask a series of questions to encourage learners to think about and engage with art for themselves.

## HOW TO LOOK AT ART

### DESCRIPTION

*A visual inventory is made*

**WHAT DO YOU SEE?**

**LINE, SHAPE, COLOR, TEXTURE, SPACE, MEDIA/ MATERIALS  
USED**

### ANALYSIS

*Relationships among the design elements are noted*

**BALANCE, RHYTHM, CONTRAST, PROPORTION, EMPHASIS**

### INTERPRETATION

*An attempt is made to determine the idea which seems to unify all of the separate traits of the artwork*

**WHAT IS THE MESSAGE OF THE ARTIST?**

### JUDGMENT

*The viewer may form a judgment about the work  
Connect/ Evaluation*


**HOW DO I RELATE TO THIS PIECE OF ART?**

Credit: Edmund B. Feldman

# Description

Take some time to examine what you see.  
Try and give some details.

For example, what colors or shapes do you notice?




# Analysis

Now think about scale and size.

How do you think the artist planned the different parts of this artwork?

What materials?

Why gold?






# Interpretation

What do these shapes and colors remind you of?

What do these shapes/colors mean to you?

What could have inspired the artist to create this?




# Judgement

Which angle frames this work best?

Imagine rotating, flipping or altering the image to answer the question.

Tell me a story about this artwork.





# Let's Make Art

Art Activity Instructions and Materials





# Fragmented Collage

Inspired by Eamon Oré-Gíron's use of overlapping colors and shapes, students will create their own Fragmented Collage.

Students are encouraged to choose different patterns for a cut-out collage activity.



Image courtesy PAMM Teaching Artist



# Materials

Page 1 of 1

- Construction Paper
- Collage paper
- Scissors
- Colored pencils
- Glue stick
- Black scratch board (optional)



Image courtesy PAMM Teaching Artist

# Instructions

## Step 1 of 8

Think about which shape you will draw, as well as which colors and different paper types you want to use for your Fragmented Collage.

This artist chose to draw on construction paper first.




Image courtesy PAMM Teaching Artist



# Instructions

## Step 2 of 8

Using either patterned sheets of paper or construction paper, draw a quick outline sketch of a shape or object.

For their Fragmented Collage, this artist drew the outline of a fish.




Image courtesy PAMM Teaching Artist

# Instructions

## Step 3 of 8

Cut out the shapes or object outlined on your first piece of paper.

For their Fragmented Collage, this artist started with yellow construction paper for their template.




Image courtesy PAMM Teaching Artist



# Instructions

## Step 4 of 8

This will serve as your cut out template for your collage. Use your template to compose, layer, shadow or any other combination you can imagine.

This artist cut out their fish outline from their construction paper.




Image courtesy PAMM Teaching Artist



# Instructions

## Step 5 of 8

Place your template on a different colored or different patterned paper. Think about creating a striking contrast.

This artist chose to place their fish template on a piece of patterned paper with dark colors and a bird pattern.



Image courtesy PAMM Teaching Artist



# Instructions

## Step 6 of 8

Cut around the template to produce another shape for your Fragmented Collage.

Repeat this process as often as you like.



Image courtesy PAMM Teaching Artist



# Instructions

## Step 7 of 8

Experiment with the arrangement of your cut outs. Think about the composition of your Fragmented Collage. You may reuse your template.

This artist chose to place the two cutouts side by side to create a symmetrical, or mirror image.



Image courtesy PAMM Teaching Artist



# Instructions

## Step 8 of 8

When you are happy with your arrangement, glue them down on background piece of construction paper.

Get creative! Think about adding 3-D elements. Folding and over lapping layers is also encouraged.



Image courtesy PAMM Teaching Artist



# For Educators

Florida State Standards





# Florida State Standards

PAMM Education's team of Teaching Artists develops this and other digital educational resources to align with Florida State Standards.

This presentation is aligned to the following standards based on grade level and content.



Copyright Pérez Art Museum Miami

# Theater

- **TH.3.H.2.1** Identify geographical or cultural origins of stories.
- **TH.3.H.2.2** Create and tell a story, fable, or tale.

# Social Studies

- **SS.3.G.4.2** Identify the cultures that have settled the United States, Canada, Mexico, and the Caribbean.



# Visual Arts

- **VA.3.C.3.2** Describe the connections between visual art and other contexts through observation and art criticism.

