



PAMM in Your Classroom

Zanele Muholi: Ngwane I, Oslo

Grades: 9-12



Pérez Art Museum Miami





Welcome to Pérez Art Museum Miami



Pérez Art Museum Miami

About Us

Pérez Art Museum Miami (PAMM) is a museum that collects modern and contemporary art.

We are located in Downtown Miami, next to Biscayne Bay in Maurice Ferré Park.



Image courtesy www.pamm.org

Genuine Human Interaction

Engage Critical Thinking

We use art to enable learning and dialogue.

Our goal is to share tools to help everyone understand art for themselves.

There is no wrong way to look at and talk about art.



Image courtesy www.pamm.org

Meet the Artist

Zanele Muholi was born in Umlazi, a township southwest of Durban, South Africa, in 1972.

Their work centers around photographs of Black lesbian, gay, bisexual, transgender, and intersex people living in South Africa.



Image courtesy <https://art21.org/artist/zanele-muholi/> and licensed with CC BY-SA 4.0. To view a copy of this license, visit <https://creativecommons.org/licenses/by-sa/4.0/>

See the Artwork

Ngwane I, Oslo

2018.

Wallpaper.

137 3/4 x 92 2/3 inches





Vocabulary and Inquiry

Words and Questions about Art



Vocabulary

Let's go over some words that will help guide us during our virtual tour.

Maybe you know some already, maybe some are new to you.

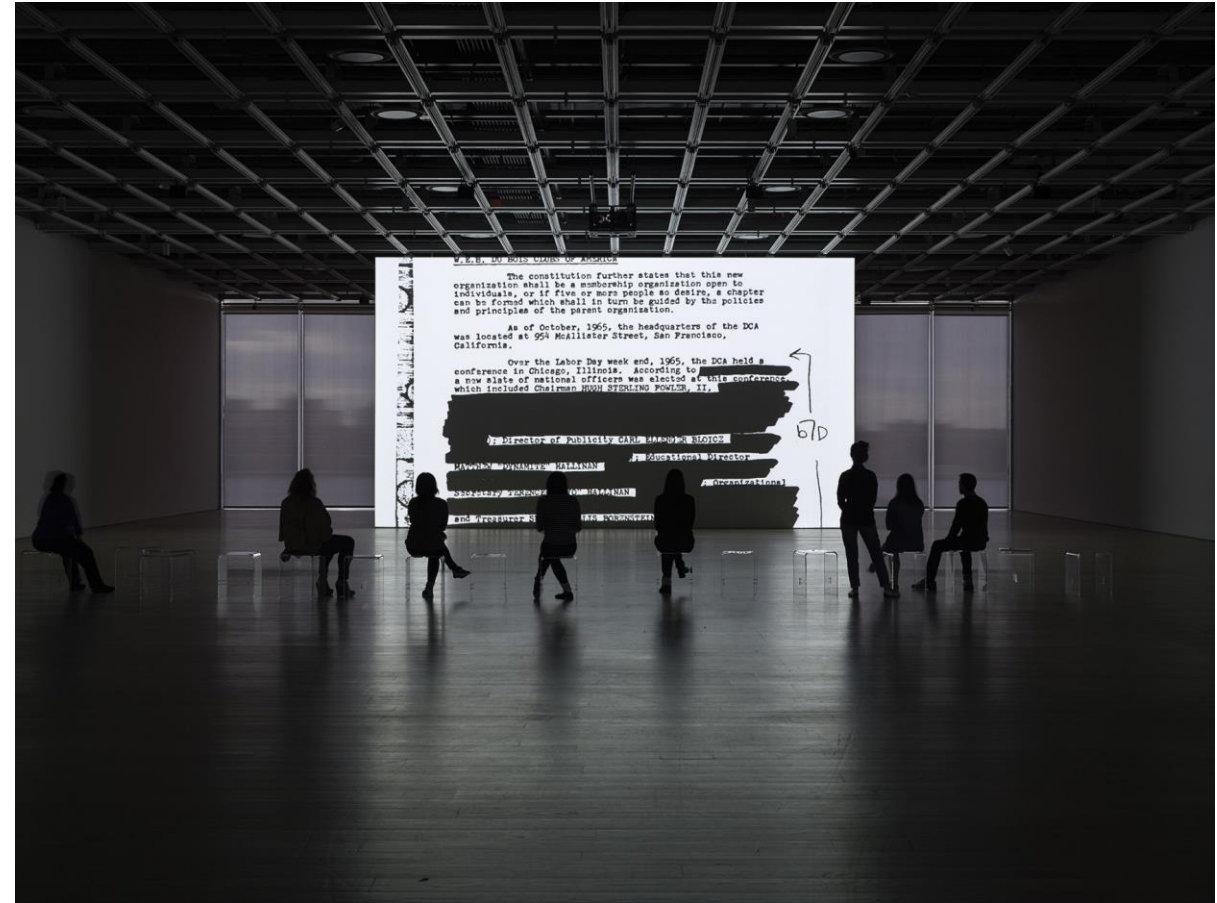


Image courtesy www.pamm.org

Identity

The distinguishing character or personality of an individual.


The qualities, beliefs, personality, looks and/or expressions that make a person or group.



" File:Fingerprintforcriminologystubs2.png" by Cyrillic is licensed with CC BY-SA 3.0. To view a copy of this license, visit <https://creativecommons.org/licenses/by-sa/3.0/>

Gender

The legal, behavioral, cultural, or psychological traits typically associated with one sex.



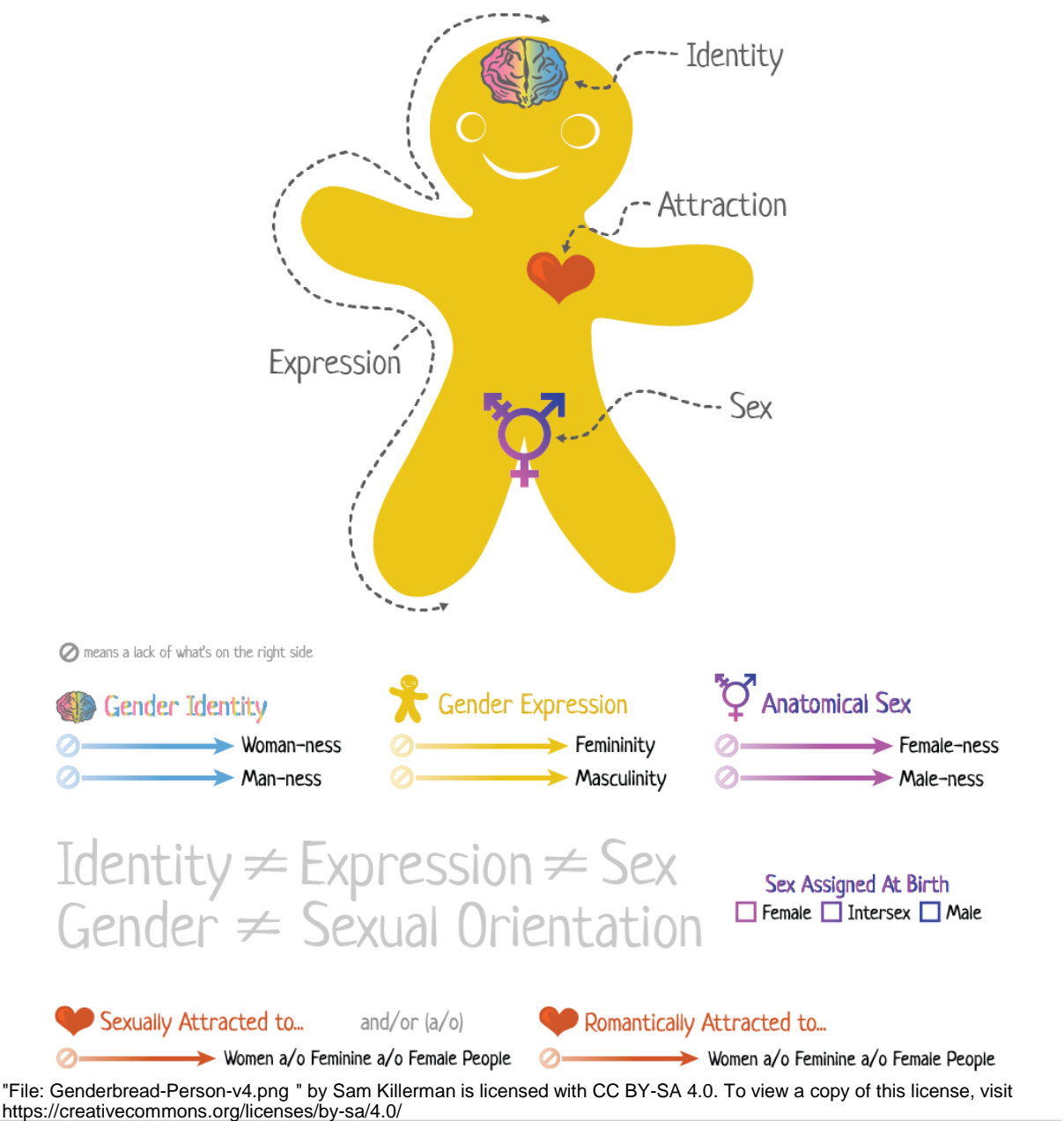
" File:Combtrans.svg' by User:pschemp is licensed with CC BY-SA 3.0. To view a copy of this license, visit <https://creativecommons.org/licenses/by-sa/3.0/>

Gender Identity

The internal perception of one's gender, and how they label themselves, based on how much they do or do not align with what they understand their societal and legal options for their gender to be.

A person's internal sense of being male, female, some combination of male and female, or neither male nor female.

Gender Identity is different from sexual orientation.



Transgender

People who identify as having a gender identity or gender expression that differs from the sex that they were assigned at birth.

Doctors typically assign gender based on sexual organs, but biological sex, gender and gender identity, can be different for different people.



"File:2016.06.17 Baltimore Pride, Baltimore, MD USA 6762 (34997019670).jpg" based on Monica Helms' design is licensed with CC BY-SA 2.0. To view a copy of this license, visit <https://creativecommons.org/licenses/by-sa/2.0/>

Pronouns

A part of speech used most often when referring to someone without using their name. Often, when speaking of someone in the third person, these pronouns have a gender implied.

For people who identify as queer, gender non-conforming, non-binary, and transgender people, these pronouns may not fit, can create discomfort, and can cause stress and anxiety.



"File: Gender-identity-900x700-01_900x700_acf_cropped.png" by the American Association of University Women is licensed with CC BY-SA 4.0. To view a copy of this license, visit <https://creativecommons.org/licenses/by-sa/4.0/>

Portraiture

Historically, portrait paintings have primarily memorialized the rich and powerful. Usually, these types of portraits were done to show power, status, and nobility and were typically reserved for the wealthy.

Once photography became popular in the late 1800s with the release of the very first Kodak cameras, portraiture became popular and was more available to broad numbers of people.



"File:Lady with an Ermine" Leonardo Da Vinci is on view in The National Museum of Krakow, Poland is licensed with CC BY-SA 4.0 as part of the Public Domain. To view a copy of this license, visit <https://creativecommons.org/licenses/by-sa/4.0/>

Inquiry Method

PAMM Teaching Artists use the Inquiry Method.

We ask a series of questions to encourage learners to think about and engage with art for themselves.

HOW TO LOOK AT ART

DESCRIPTION

A visual inventory is made

WHAT DO YOU SEE?

**LINE, SHAPE, COLOR, TEXTURE, SPACE, MEDIA/ MATERIALS
USED**

ANALYSIS

Relationships among the design elements are noted

BALANCE, RHYTHM, CONTRAST, PROPORTION, EMPHASIS

INTERPRETATION

An attempt is made to determine the idea which seems to unify all of the separate traits of the artwork

WHAT IS THE MESSAGE OF THE ARTIST?

JUDGMENT

*The viewer may form a judgment about the work
Connect/ Evaluation*

HOW DO I RELATE TO THIS PIECE OF ART?

Credit: Edmund B. Feldman

Description

Take a few minutes to look at this work of art. What is most striking?

What else is noticeable?

Make a list, typed in the chat or verbally.



Image courtesy PAMM

Analysis

How does this self-portrait makes you feel?

Share some adjectives that describe your feelings about the portrait you are looking at.

Some examples could be bold, confrontational, tender, beautiful, loving, Blackness, intimate, powerful, unapologetic, etc.



Image courtesy PAMM

Interpretation

The title is **Ngwane I, Oslo**, (“hail the dark lioness”)

Ngwane means Baby in Zulu.

How does the title and image complement each other for you?



Image courtesy PAMM

Judgement

If you were going to pose for this artist, what details about you and your identity would you like them to capture?

Explain.



Image courtesy PAMM



Art Making Activity

Instructions and Materials



#DeepSelfie

Inspired by Zanele Muholi's self-portraits about gender and identity, students will create their own #DeepSelfie using a smartphone app.

Students will create a self-portrait meant to express parts of their identity that others may not readily see. Students are encouraged to experiment with digital or physical embellishments to their self-portrait, and transform their #DeepSelfie with filters and other digital tools.



Image courtesy PAMM Teaching Artist

Materials

Page 1 of 1

- A smartphone with a camera function
- A photo-editing app of your choice, some examples below are currently popular:
 - TikTok
 - Snapchat
 - Instagram



Instructions

Step 1 of 5

To begin your #DeepSelfie, start thinking about the parts of your identity that are important to you, make a list or a Venn Diagram with your name at the center.

Draw overlapping circles around a part of your identity and your name.

Think about how you can display a part of your identity others may not know about, and how you can display it in a self-portrait.

Image courtesy PAMM Teaching Artist

Instructions

Step 1 of 5

To begin your #DeepSelfie, start thinking about the parts of your identity that are important to you, make a list or a Venn Diagram with your name at the center.

Draw overlapping circles around a part of your identity and your name.

Think about how you can display a part of your identity others may not know about, and how you can display it in a self-portrait.

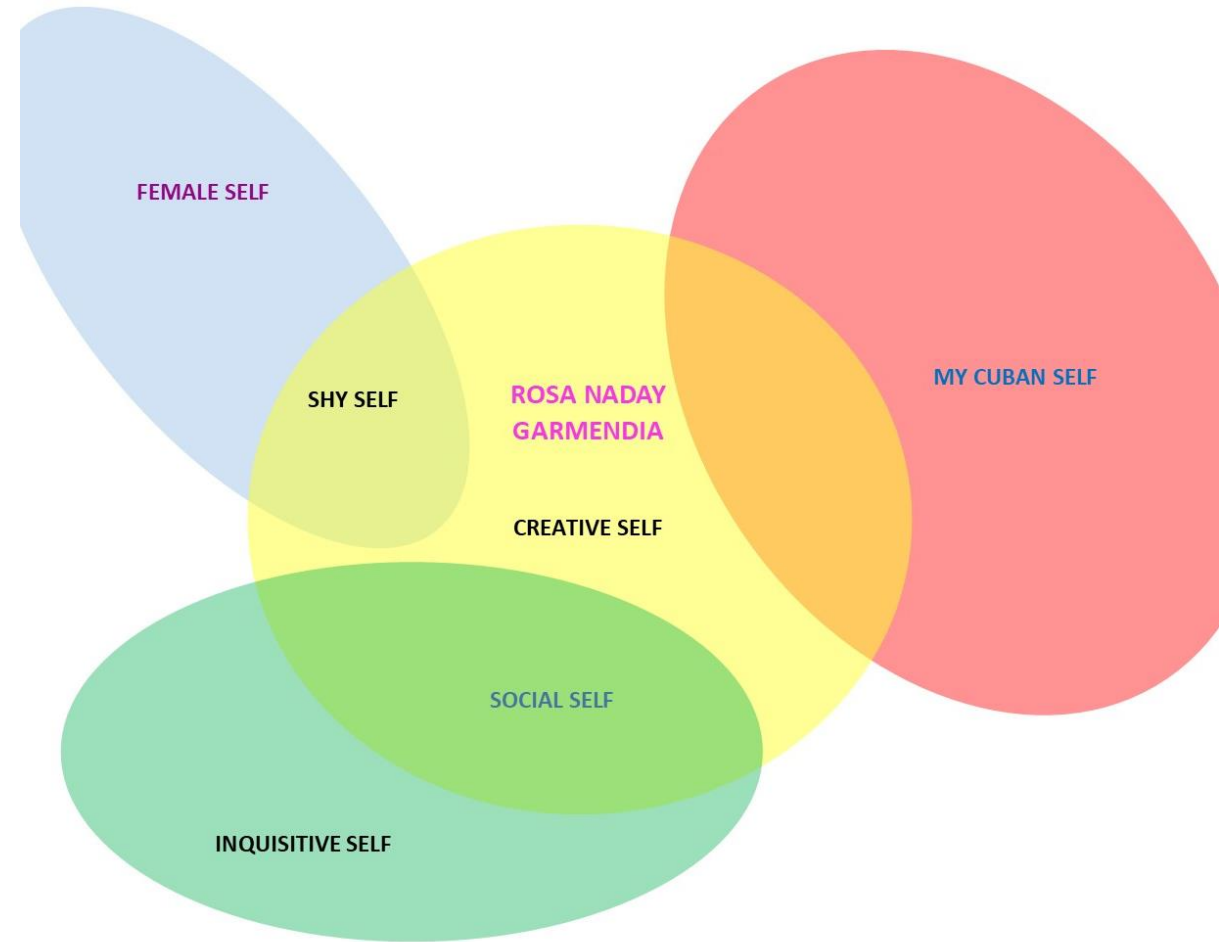


Image courtesy PAMM Teaching Artist

Instructions

Step 2 of 5

Find any physical items you may want to include in your #DeepSelfie.

Maybe you have collectibles or keepsakes that symbolize important parts of who you are.

In this example, because of the pandemic, the artist has not cut her hair as often, so these multi-purpose headbands have become an extension herself.



Image courtesy PAMM Teaching Artist

Materials

Step 3 of 5

Try taking several pictures, experiment until you are satisfied with the image you would like to use for your #DeepSelfie.

In this example, the artist has changed the physical placement of her headband. Think about lighting as well as other ways to change your physical space.



Instructions

Step 4 of 5

Transform the image by experimenting with the photo-editing features of your preferred app.

Experiment with altering the colors, increasing contrast, or manipulating backgrounds. Try adding stickers, gifs, or other digital add-ons to your #DeepSelfie

Tip: You can save one version of your selfie, and add more layers to your image with another filter or digital feature.



Image courtesy PAMM Teaching Artist

Instructions

Step 5 of 5

Once you are satisfied with your #DeepSelfie, please post and share your artistic creation. What does this reveal about your identity?

Don't forget to title your artwork and tag PAMM @pamm and #museumfromhome



Image courtesy PAMM Teaching Artist



For Educators

Florida State Standards



Florida State Standards

PAMM Education's team of Teaching Artists develops this and other digital educational resources to align with Florida State Standards.

This presentation is aligned to the following standards based on grade level and content.



Image courtesy www.pamm.org

Visual Arts

- **VA.3.C.1.2** Reflect on and interpret works of art, using observation skills, prior knowledge, and experience.

Social Studies

- **SS.912.P.15.5** Explain how culture and gender influence emotional interpretation and expression.
- **SS.912.P.10.7** Discuss psychological research examining gender identity.
- **SS.912.P.10.9** Compare and contrast gender identity and sexual orientation.
- **SS.912.P.10.10** Discuss psychological research examining gender similarities and differences and the impact of gender discrimination.

